



BRINGING PEOPLE TOGETHER  
CIBES A4000 & CIBES A5000

Cibes





# MODULAR DESIGN

Cibes lift solutions are flexible in terms of sizes and design choices. The space-saving lift construction and our timeless Scandinavian design will adapt to any architectural style.

# EASY TO INTEGRATE EASY TO ENJOY

Cibes offers you perfect home lift solutions. Our ready-made lift concept and compact footprint have minimal structural impact on your home. The Cibes EcoSilent system makes your lift quieter and more energy-efficient. The perfect lift for your home and for the planet.

## EcoSilent Technology

Silence and green energy are highly valued in today's modern architecture. This is why Cibes Lift has developed the EcoSilent system. We believe that our new drive system will revolutionize the way we perceive screw-driven lifts. The EcoSilent system not only makes the operation of our lifts virtually soundless. It also makes our lifts much more energy-efficient. The EcoSilent system preserves your silence and reduces your power consumption. A perfect solution.





# OPEN UP YOUR SPACE

Glass creates an open and airy space. Cibes platform lifts can be glazed on all sides for a 360 degree panoramic view, which is quite unique.







# THERE IS NO BAD WEATHER

Our outdoor lifts are designed and equipped to resist tough weather conditions.  
Suitable for public, commercial and private settings.

# A VERSATILE AND SMART LIFT CONCEPT

Cibes lift solutions are ready-made products, delivered in manageable size packages. This makes installation fast and easy. Lifts from Cibes are cost-efficient and attractive accessibility solutions that suit most environments.

## The Perfect Accessibility Solution

- No machinery on top, low headroom.
- Energy-saving LED lit ceiling.
- Shaft panels in steel or laminated safety glass.
- Choice of steel doors or aluminum doors/gates.
- Concealed power door openers available.
- Cibes lift solutions are eco-friendly, 95% of the lift is made from recyclable materials.
- Cibes lift solutions are designed to have a small footprint and maximum space inside.

## Access Configurations

### FLEXIBLE CONFIGURATION

Cibes Lift offers a great choice of lift sizes, door models, finishes and accessories so that you can adapt the lift configuration to your taste and requirements.



1. Single entry (2 stops)    2. Adjacent (2 stops)    3. Open-through (3 stops)

### Cibes A4000

Platform lift

Platform sizes wxd (in)	Location	Rated load (lbs)
23 5/8 x 32 3/4	Indoor	660
31 1/2 x 32 3/4	Indoor	660
35 1/2 x 32 3/4	Indoor	660
39 3/8 x 32 3/4	Indoor	660
31 1/2 x 36 5/8	Indoor	660
35 1/2 x 36 5/8	Indoor	660
39 3/8 x 36 5/8	Indoor	660
43 3/8 x 36 5/8	Indoor	660

### Cibes A5000

Platform lift

Platform sizes wxd (in)	Location	Rated load (lbs)
31 1/2 x 48	Indoor	880
35 1/2 x 48	Indoor	880
39 3/8 x 49 7/8	Indoor	880
39 3/8 x 53 7/8	Indoor	880
43 3/8 x 53 7/8	Indoor	880
35 1/2 x 57 3/4	Indoor	880
39 3/8 x 57 3/4	Indoor/Outdoor	880
43 3/8 x 57 3/4	Indoor/Outdoor	880

TECHNICAL INFORMATION	A4000 / A5000
Rated load	660/880 lbs
Rated speed	30 fpm
Travel	23 ft*
Min. headroom at top landing	90 5/8"
Maximum number of stops	4
Doors and gates	Single hinged
Drive system	Screw
Standard power supply	230 VAC, 60 Hz, 16 amp, single-phase
Motor power	3 HP

\* Travel over 14 ft may require a variance from your local jurisdiction.






## Standard

### LIFT SHAFT & DOORS

Powder-coated metal



RAL 9016  
Standard


### FLOORING




Altro Walkway®  
Black

## Options

### LIFT SHAFT & DOORS



RAL 9006



RAL 9005



Any RAL



Clear Laminated Safety Glass

### FLOORING



Surestep-Wood  
Natural Oak 18942



Surestep-Wood  
Rustic Oak 18972



Customized  
Tiles/Laminate  
(by others)





Cibăș | symmetry

cibessymmetry.com  
customerservice@cibessymmetry.com  
877-375-1428